ETF Research Tools: What Fund Holdings and Portfolio Construction Tell You

Why Fund Holdings Matter for Investors

When you buy an ETF or a mutual fund, you are buying a basket of underlying assets. The list of those assets - what the fund actually owns - is its holdings. Understanding fund holdings is not just a technical detail; it is the clearest window into what your money is exposed to. Without looking at the holdings, you are essentially investing blind, relying on a fund name or a marketing description that may not tell the full story.

Many investors focus on past returns or expense ratios when choosing a fund. Those are important, but they do not show you what the fund owns today. A fund that tracks a well-known index might hold stocks that overlap significantly with another fund you already own, creating unintended concentration. Checking the holdings helps you see exactly where your money sits.

What Are Fund Holdings and How Do They Work?

Fund holdings are the individual securities - stocks, bonds, or other assets - that a fund holds at a given point in time. For an equity ETF, this means the specific company shares it owns. For a bond fund, it means the individual bonds. Most funds publish their full holdings quarterly or monthly, though some provide them more frequently.

The holdings list tells you several things: the fund's actual asset allocation (how much is in stocks versus bonds), the sectors it is overweight or underweight in, and the individual positions that make up the portfolio. It also reveals the fund's strategy - whether it is truly passive, tracking an index, or actively managed with a specific approach.

View the location on Google Maps

For example, an ETF that claims to track a broad market index might hold hundreds of stocks. But if the top ten holdings account for a large percentage of the fund's total value, the fund is concentrated in those few names. That concentration matters because a downturn in one of those stocks could affect the fund's performance significantly, even if the rest of the portfolio holds up.

Portfolio Concentration and What It Means

Portfolio concentration refers to how much of a fund's assets are invested in a small number of holdings. A concentrated fund might put 30% or more of its assets into its top five positions. This is common in sector-specific ETFs or funds that follow a concentrated index.

Concentration amplifies both gains and losses. If you already own a large position in one of those top holdings through another fund, you may be doubling down on a single stock without realising it.

Diversification is the opposite of concentration. A well-diversified fund spreads its assets across many holdings so that no single position dominates. The classic rule of thumb is that holding 20 to 30 stocks removes most company-specific risk, but index funds often hold hundreds or thousands. Still, even a fund with many holdings can be concentrated by sector. For instance, a technology ETF may hold 200 stocks, but all of them are in the same sector, so it offers no diversification across industries.



When you research a fund, look at its top holdings and the percentage each represents. A fund where the top three holdings make up more than 15% of assets is worth a closer look. Ask yourself whether you are comfortable with that level of exposure to those companies.

Tickspike Markets is also on YouTube.

Asset Allocation and Fund Strategy

Asset allocation is the mix of asset classes within a fund: stocks, bonds, cash, real estate, or commodities. It is the single biggest driver of a fund's risk and return over time. A fund's prospectus will state its target allocation, but the actual allocation can drift. Checking the current holdings reveals the real allocation today.

Fund strategy is the approach the fund manager uses to select holdings. Passive funds replicate an index, while active funds try to beat it. The holdings list shows you the strategy in practice. An active fund that holds very similar stocks to its benchmark is not truly active; it is a closet index fund. That matters because you may be paying higher fees for active management without getting the benefit of a different portfolio.

Tracking difference is another useful measure. It compares the fund's return to its benchmark index over time. A large tracking difference can signal that the fund is not replicating the index closely, either because of fees, trading costs, or a different portfolio construction. For passive investors, a small tracking difference is usually preferable.

How to Use ETF Research Tools for Fund Analysis

ETF research tools allow you to examine these aspects systematically. They aggregate fund holdings, calculate concentration metrics, and show asset allocation breakdowns. With the right tools, you can compare two funds that appear similar on the surface but have very different portfolios underneath.

When you use such tools, start with the holdings tab. Look for the full list of securities, not just the top ten. Many tools also provide a sector breakdown, a geographic breakdown, and a maturity profile for bond funds. These views help you see where the fund is concentrated.

Next, check the expense ratio. Lower is generally better for passive funds, but an active fund with a higher fee may be justified if it delivers consistent outperformance. However, high fees eat into returns over time, so always weigh cost against expected benefit.

Volatility is another key metric. A fund with high volatility may produce larger swings in value. That might be acceptable if you have a long time horizon and a high risk tolerance, but it can be unsettling for shorter-term goals. Compare the fund's volatility to its benchmark and to similar funds in the same category.

Good ETF research tools also let you screen funds by these criteria. You can filter by expense ratio, asset class, sector, or holdings count. This speeds up the process of finding a fund that matches your preferences.

For those who also invest in traditional mutual funds, similar analysis applies. The same principles of holdings review, concentration check, and expense ratio comparison hold true.

Many of the same platforms that offer ETF research also support mutual fund research, so you can evaluate both types of funds in one place.



Practical Steps for Checking a Fund's Portfolio

Here is a straightforward process for reviewing any fund you are considering:

- Find the fund's holdings list - usually available on the issuer's website or through a research platform.
- Identify the top ten holdings and their percentages. If the top three exceed 15% combined, note the concentration.
- Look at the sector allocation. Is the fund heavily weighted in one sector? If so, you may be taking on sector risk that you did not intend.
- Check the fund's benchmark and compare the holdings to it. Does the fund actually resemble the benchmark, or does it deviate significantly?
- Review the expense ratio and any other fees. Compare them to similar funds.

These steps take only a few minutes but can save you from investing in a fund that does not fit your portfolio. The goal is to understand what you own and why.

Why Portfolio Construction Matters for Your Own Portfolio

Portfolio construction is the process of assembling individual funds and assets into a cohesive whole. It is not just about picking good funds; it is about how they work together. Two excellent funds can combine to create a lopsided portfolio if they overlap in holdings or sectors.

For example, if you own a US large-cap index ETF and also a technology sector ETF, you may end up with a heavy overweight in tech stocks because the index fund already holds a significant tech allocation. Checking the holdings of both funds reveals that overlap. You can then decide whether to reduce one position or accept the concentration.

Asset allocation within your own portfolio should reflect your risk tolerance and time horizon. A younger investor with decades until retirement may favour a higher allocation to stocks. Someone nearing retirement may want more bonds and cash. The funds you choose should align with that overall allocation.

Rebalancing is another part of portfolio construction. Over time, some funds grow faster than others, shifting your allocation away from your target. Regular rebalancing - selling some of what has grown and buying what has lagged - keeps your risk level consistent. It is a disciplined approach that prevents emotional decision-making.

When you use ETF research tools to examine your own portfolio, you can see the combined holdings across all your funds. Some platforms offer a portfolio analysis feature that aggregates your positions and shows overall concentration, sector exposure, and overlap. This is a powerful way to spot hidden risks.

Common Pitfalls to Watch For

One common mistake is assuming that a fund with a broad name is actually diversified. A fund called "Global Equity ETF" might hold mostly US stocks, or it might be heavily weighted toward a few large companies. Always verify with the holdings list.

Another pitfall is ignoring the fund's benchmark. A fund that tracks a narrow index, such as a small-cap value index, will behave very differently from a broad market index fund. Make sure the fund's benchmark matches your investment goal.

Stock Market

See All

Get Started

Get Started















Finally, do not overlook the fund's turnover ratio. High turnover means the fund trades frequently, which can generate higher transaction costs and tax liabilities. For buy-and-hold investors, low turnover is generally preferable.

For those who perform mutual fund research regularly, using a dedicated research platform streamlines the process. It saves time and reduces the chance of missing important details. Many investors find that once they start checking holdings and concentration, they become more confident in their choices.

Understanding fund holdings, concentration, and portfolio construction is not complicated, but it requires a willingness to look beyond the surface. The effort pays off in better-informed decisions and a portfolio that truly reflects your goals and risk tolerance.

For more detailed research and analysis, you can reach Tickspike Markets at 44/89 RAMANIKA, Thirupurakkal Colony, Melamuri, Palakkad, Keralam 678012, India, or call +91-7411498895.